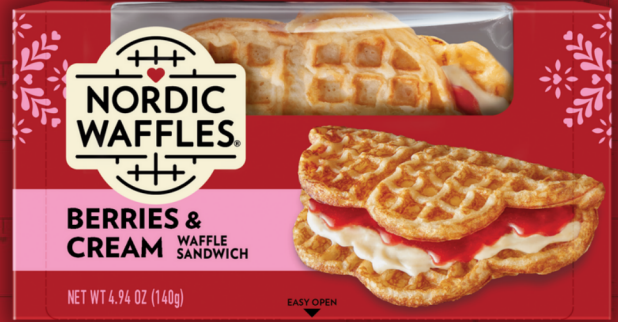




BERRIES & CREAM WAFFLE SANDWICH



CPG SINGLE SERVE RETAIL
NWF40300
4.94 OZ

DESCRIPTION: Berries & Cream Waffle Sandwich

PACKAGE SPECIFICATIONS:


SHELF LIFE:	365 DAYS FROZEN
SHELF LIFE:	21 DAYS IN COOLER
SHELF LIFE:	4 HOURS IN WARMER
SELL UNIT DIMENSIONS:	6.4" X 3.3" X 1.25"
PACKAGE MATERIAL:	CARTON
CASE:	12 UNITS
CASE SIZE (INCHES):	H-5 L-6.8 H-10.3
CASE WEIGHT:	4 LBS
PALLET:	184 CASES
PALLET NET WEIGHT:	736 LBS
VENDOR TI:	23 CS
VENDOR HI:	8 CS
VENDOR STORAGE TEMP MIN:	0° DEGREES
VENDOR STORAGE TEMP MAX:	10° DEGREES
TRACEABILITY:	SELL BY DATE
COUNTRY OF ORIGIN:	USA

SELL UNIT UPC




8 50055 81901 6

MASTER CASE GTIN



10850055819013

INCLUDED IN CASE:



INDIVIDUALLY WRAPPED
NORDIC WAFFLES

IN



NORDIC WAFFLES BOXES

READY FOR SHELF OUT OF CASE

JOIN THE #WAFFLELUTION

DESCRIPTION:
Berries & Cream Waffle Sandwich

ORDER SPECIFICATIONS:

SENT PO TO: PO@NORDICWAFFLES.COM
 PRODUCTION LEAD TIME: 21 DAYS
 MIMIMUM ORDER REQ: 1 PALLET
 PICK-UP LOCATION: TRADEMARK TRANSPORT
 5322 MAIN ST NE
 FRIDLEY, MN 55421
 *OWNERSHIP TRANSFERS AT DOCK



SCAN FOR MORE
 INFORMATION

COST SPECIFICATIONS:

MSRP: \$3.99-\$4.99
 FOB COST: \$30.84 CS
 FOR DELIVERED
 PRICING CONTACT
 BARBARA@NORDICWAFFLES.COM

Nutrition Facts

Serving Size	1 Waffle (140g)
Amount per serving	
Calories	390
<small>% Daily Value*</small>	
Total Fat 21g	26%
Saturated Fat 11g	55%
Trans Fat 0g	
Cholesterol 110mg	37%
Sodium 550mg	24%
Total Carbohydrate 37g	13%
Dietary Fiber 2g	9%
Total Sugars 22g	
Includes 9g Added Sugars	17%
Protein 7g	
Vitamin D 0mcg	0%
Calcium 177mg	15%
Iron 2mg	10%
Potassium 258mg	6%

* The % Daily Value (DV) tells you how much a nutrient in a serving of food contributes to a daily diet. 2,000 calories a day is used for general advice

100-Gram Unrounded Nutrient Values

Nutrient Name	Unit	Values Shown per 100g
Calories		276.4
Total Fat	g	14.68
Saturated Fat	g	7.86
Trans Fat	g	0.07
Cholesterol	mg	78.71
Sodium	mg	391.82
Total Carbs	g	26.4
Dietary Fiber	g	1.76
Sugars	g	15.76
Added Sugars	g	6.1
Protein	g	5.17
Vitamin D	mcg	0.14
Calcium	mg	126.55
Iron	mg	1.19
Potassium	mg	184.26

Ingredients: Waffle Batter (Whole Milk, Flour (Wheat Flour Enriched [Niacin, Reduced Iron, Thiamine Mononitrate, Riboflavin, Folic Acid], Malted Barley Flour), Sugar, Pasteurized Whole Eggs, Sour Cream, Butter(Pasteurized cream, natural flavoring), Cardamom, Salt), Vanilla Cream (Norwegian Custard (Sugar, Whole Milk Powder, Modified Starch, Egg Yolk Powder, Natural Flavors), Cream cheese, unsalted butter), Berry Sauce (Strawberries [Strawberries, Sugar], Pectin Raspberries)

Contains: Egg, Milk, Wheat

JOIN THE #WAFFLELUTION